




Model 6240M10 Piezoelectric accelerometer

Features

- High-temperature operation (+760°C)
- Hermetically sealed
- Ground-isolated
- Requires no external power
- Aircraft gas-turbine testing

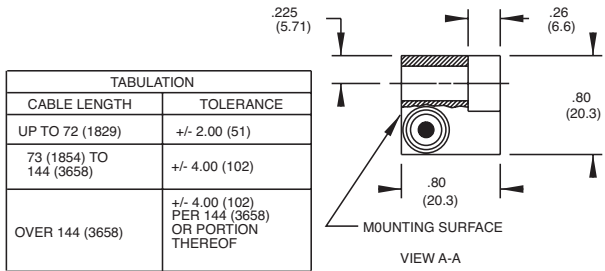
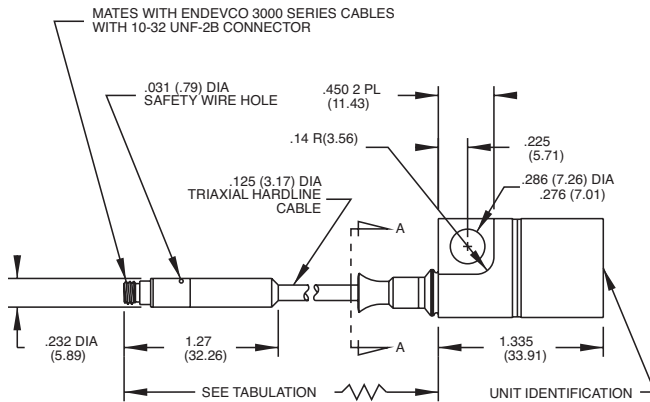


Description

The Endevco® model 6240M10 piezoelectric accelerometer is uniquely designed for continuous operation at +1200°F (+650°C) and intermittent operation up to +1400°F (+760°C). The 6240M10 is ideally suited for applications on aircraft gas-turbine engines as part of vibration monitoring systems. The 6240M10's small size allows for installation in cramped quarters. It also features a relatively high sensitivity for low-level vibration analysis. The accelerometer is a self-generating device that requires no external power source for operation.

Electrical connection is made through an integral hardline triaxial cable terminated with a 10-32 receptacle. Cable assemblies 3075M21 (482°C), 3075M6 (482°C) and 3090C (260°C) are designed to mate with this receptacle. The sensing elements and integral shield are isolated from the case. The standard cable length is 120 inches, however, other cable lengths are also available on special order.

Endevco signal conditioner model 2721B is recommended for use with this accelerometer. The 2771C remote charge convertor may also be compatible for applications using this high-impedance accelerometer, depending on the temperature the accelerometer will be exposed to.



TABULATION	
CABLE LENGTH	TOLERANCE
UP TO 72 (1829)	+/- 2.00 (51)
73 (1854) TO 144 (3658)	+/- 4.00 (102)
OVER 144 (3658)	+/- 4.00 (102) PER 144 (3658) OR PORTION THEREOF

STANDARD TOLERANCE
 INCHES (MILLIMETERS)
 .XX = +/- .03 (.X = +/- .8)
 .XXX = +/- .010 (.XX = +/- .25)

Model 6240M10

Piezoelectric accelerometer

MEGGITT
smart engineering for
extreme environments

Specifications

The following performance specifications conform to ISA-RP-37.2 (1964) and are typical values, referenced at +75°F (+24°C) and 100 Hz, unless otherwise noted. Calibration data, traceable to National Institute of Standards and Technology (NIST), is supplied.

Dynamic characteristics

	Units	
Charge sensitivity, ±10%	pC/g	5.0
Resonance frequency	kHz	10
Amplitude response [1]		
±5%	Hz	30 to 2000
±1 dB	Hz	1 to 3000
Charge temperature response		±10% to 1200°F (+649°C)
Transverse sensitivity	%	≤ 5
Amplitude linearity	%	1
per 200 g, 0 to 1000 g		

Electrical characteristics

Output polarity		Acceleration directed into base of unit produces positive output
Resistance (between pins)	MΩ	≥ 100
at +1200°F (+650°C)	kΩ	≥ 10
Isolation (between pins)	MΩ	≥ 100
at +1200°F (+650°C)	kΩ	≥ 100
Capacitance	pF	180
accelerometer without hardline cable		
Hardline cable capacitance	pF/ft (pF/m)	110 (361)
(Center conductor to inner shield)		
Grounding		Signal return isolated from case

Environmental characteristics

Temperature range		
Transducer/hardline cable [2]		
Continuous		-65°F to +1200°F (-54°C to +649°C)
Intermittent		-65°F to +1400°F (-54°C to +760°C)
Connector		-65°F to +500°F (-54°C to +260°C)
Humidity		
Transducer/cable		Hermetically sealed
Sinusoidal vibration limit	g pk	250
Shock limit	g pk	1000

Physical characteristics

Dimensions		See outline drawing
Mass		
Sensor without integral cable	gm (oz)	95 (3.3)
Integral cable	gm/ft (oz/ft)	14 (0.49)
Case material		Inconel
Hardline cable		Triaxial, 0.125 inch-diameter, Inconel-jacketed, mineral-oxide-insulated. The model number suffix, "XXX", indicates cable length in inches.
Connector		Coaxial receptacle with 10-32 UNF threads designed to mate with Endeveco brand 3000 series cable assembly or equivalent. Receptacle must be handled with care.
Mounting		Single recessed hole for 1/4 inch screw.
Mounting torque	lbf-in (Nm)	24 (2.7)

Calibration

Supplied:		
Change sensitivity	pC/g	at 100 Hz; 3g's
Transverse sensitivity	%	Subassembly
Capacitance	pF	

Accessories

Product	Description	6240M10
EH802	Mounting screw 1/4-28 UNF x 1.0 in hex head cap	Included
3090C-XXX	Cable assembly (500°F)	Optional
3075M21-XXX	Cable assembly (900°F)	Optional
3075M6-XXX	Cable assembly (900°F)	Optional
2721B	Charge amplifier	Optional

Notes:

- Low-end response of the transducer is a function of its associated electronics.
- For cable lengths of less than 12 inches (0.30 m), the maximum operating temperature is +500°F (+260°C).
- Maintain high levels of precision and accuracy using Endeveco's factory calibration services. Call Endeveco's inside sales force at 800-982-6732 for recommended intervals, pricing and turn-around time for these services as well as for quotations on our standard products.



Continued product improvement necessitates that Meggitt reserve the right to modify these specifications without notice. Meggitt maintains a program of constant surveillance over all products to ensure a high level of reliability. This program includes attention to reliability factors during product design, the support of stringent Quality Control requirements, and compulsory corrective action procedures. These measures, together with conservative specifications have made the name Endeveco synonymous with reliability.

©Meggitt (San Juan Capistrano), Inc. All Rights Reserved 30700 Rancho Viejo Road, San Juan Capistrano, CA 92675 USA
(800) 982-6732 • (949) 493-8181 fax (949) 661-7231 • www.endeveco.com • Email: applications@endeveco.com

040212